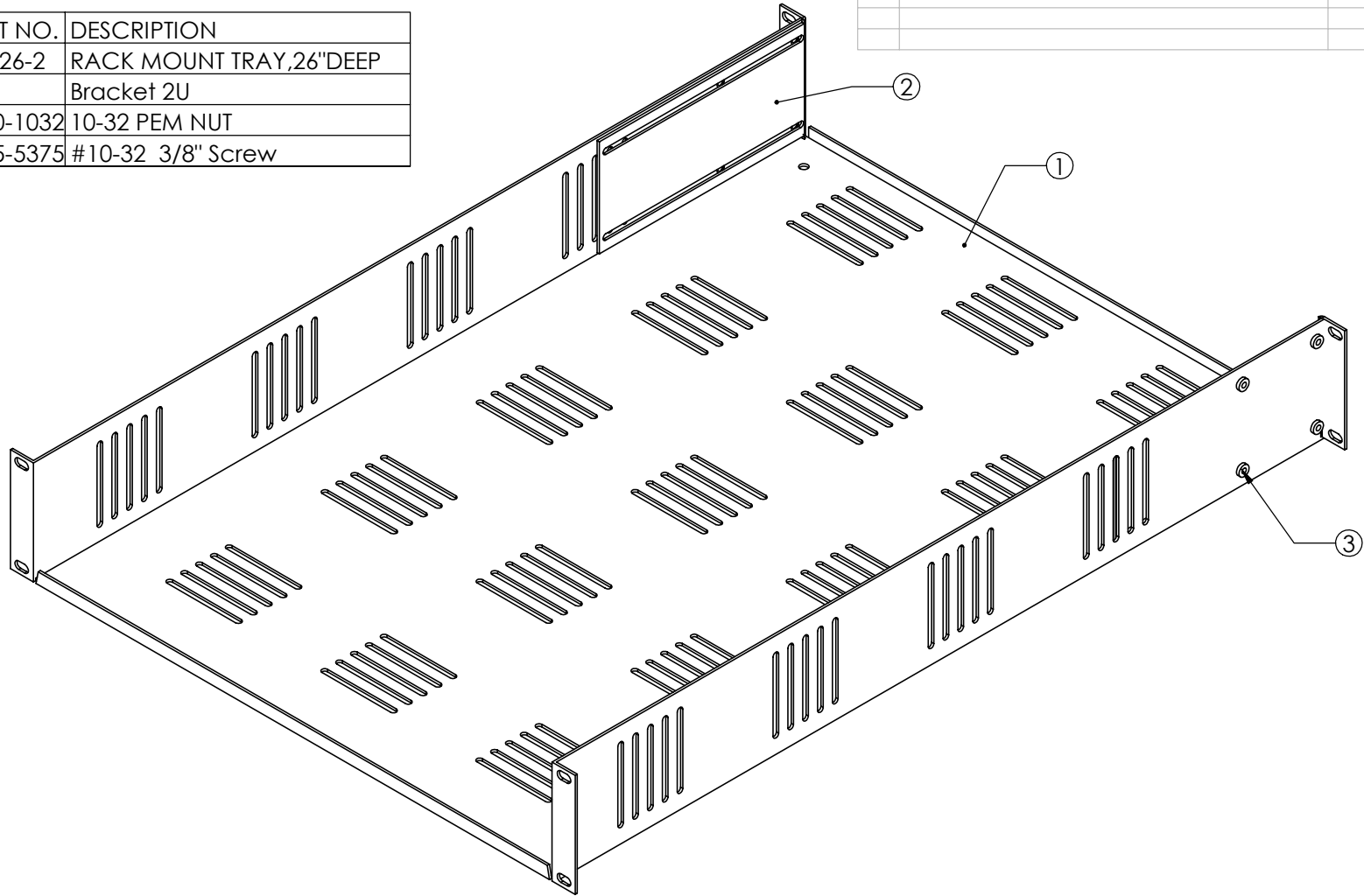


THE INFORMATION CONTAINED IN THIS DRAWING IS THE SOLE PROPERTY OF BGW SYSTEMS, INC. ANY REPRODUCTION IN PART OR WHOLE WITHOUT THE WRITTEN PERMISSION OF BGW SYSTEMS, INC. IS PROHIBITED.

REVISIONS			
REV.	DESCRIPTION	DATE	APPROVED

ITEM NO.	QTY.	PART NO.	DESCRIPTION
1	1	RMT26-2	RACK MOUNT TRAY, 26" DEEP
2	2	RS-2	Bracket 2U
3	8	2000-1032	10-32 PEM NUT
4	8	2125-5375	#10-32 3/8" Screw



NOTES:

- 1) Install PEM nuts after powder coating
- 2) Install nuts on the outside of the tray
- 3) Screw rack ears onto the tray

UNLESS OTHERWISE SPECIFIED  
DIMENSIONS ARE IN INCHES  
TOLERANCES ARE:

FRACTIONS DECIMALS ANGLES  
.XX ± 0.03 ± 0.5°  
.XXX ± 0.010

MATERIAL  
**14 GA CRS**  
FINISH  
**Cardinal T002-BK08**

CAD GENERATED DRAWING.  
DO NOT MANUALLY UPDATE

DO NOT SCALE DRAWING

APPROVALS	DATE	<b>BGW</b> <b>BGW Systems, INC.</b> 13130 Yukon Ave Hawthorne, CA 90250
DRAWN FM	12/10/02	
CHECKED		
RESP ENG		
MFG ENG		Rack Mount Tray 26" Deep 2U, Vented
QUAL ENG		
SCALE	CAD FILE:	



Rack Mount Tray 26" Deep  
2U, Vented

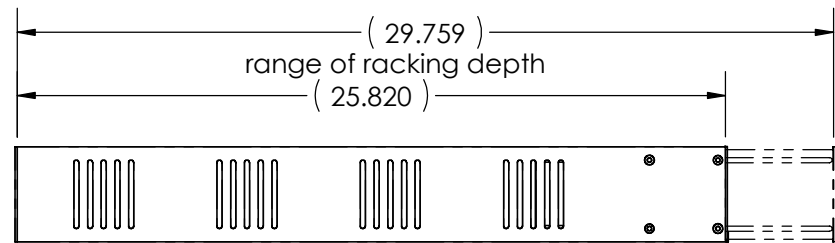
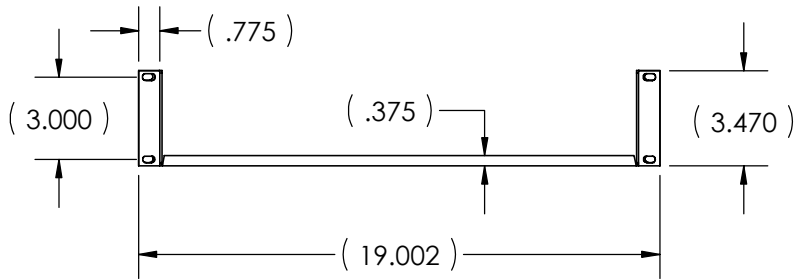
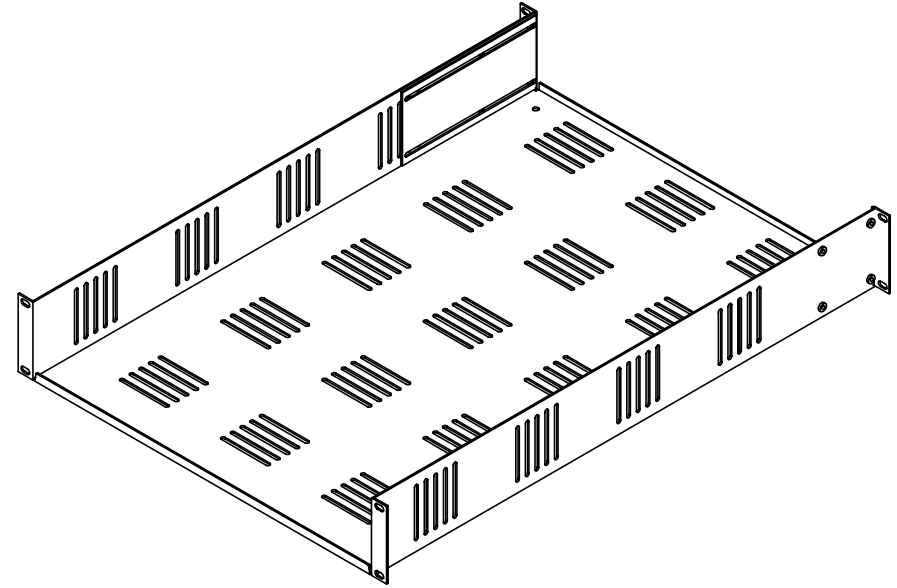
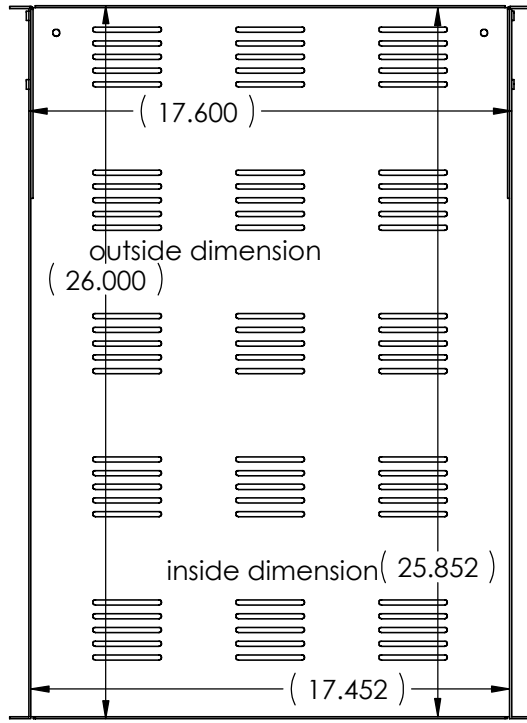
SIZE DWG. NO. REV.  
A VRMT26-2 A

Assm

SHEET 1 OF 2

THE INFORMATION CONTAINED IN THIS DRAWING IS THE SOLE PROPERTY OF BGW SYSTEMS, INC. ANY REPRODUCTION IN PART OR WHOLE WITHOUT THE WRITTEN PERMISSION OF BGW SYSTEMS, INC. IS PROHIBITED.

REVISIONS			
REV.	DESCRIPTION	DATE	APPROVED



UNLESS OTHERWISE SPECIFIED  
DIMENSIONS ARE IN INCHES  
TOLERANCES ARE:

FRACTIONS DECIMALS ANGLES  
.XX ± 0.03 ± 0.5°  
.XXX ± 0.010

MATERIAL  
**14 GA CRS**  
FINISH  
**Cardinal T002-BK08**

CAD GENERATED DRAWING.  
DO NOT MANUALLY UPDATE

DO NOT SCALE DRAWING

APPROVALS	DATE	<b>BGW</b> <b>BGW Systems, INC.</b> 13130 Yukon Ave Hawthorne, CA 90250
DRAWN FM	12/10/02	
CHECKED		
RESP ENG		
MFG ENG		Rack Mount Tray 26" Deep 2U, Vented
QUAL ENG		
SIZE	DWG. NO.	REV.
A	VRMT26-2	A
SCALE	CAD FILE:	SHEET 2 OF 2